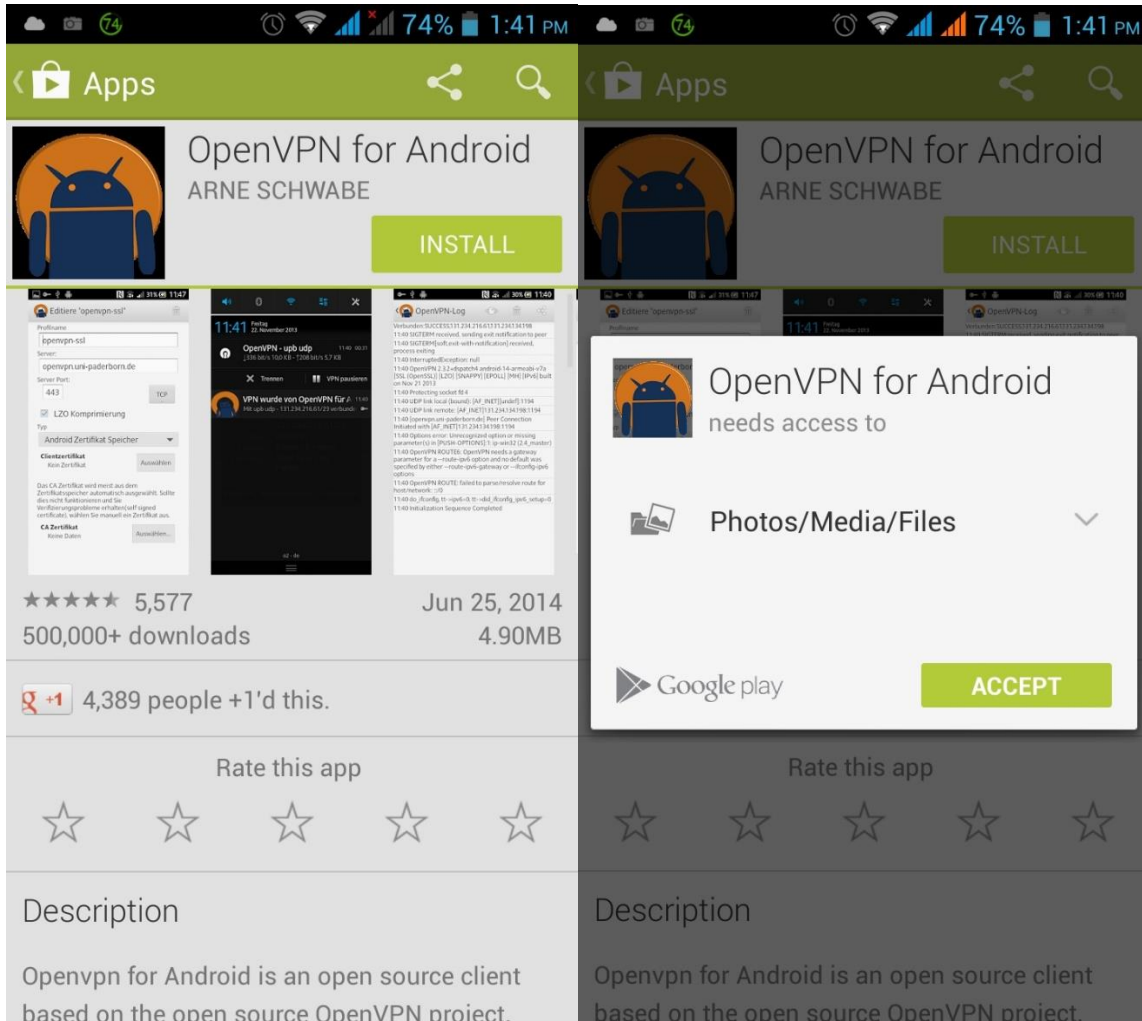



Instalasi VPN ITB di Android

1. Install aplikasi OpenVPN for Android menggunakan Google Play
<https://play.google.com/store/apps/details?id=de.blinkt.openvpn>



74% 1:42 PM

Apps
Share Search



OpenVPN for Android

ARNE SCHWABE

4.51MB/4.90MB 92% ✕

Editiere "openvpn-ssl"

Profilname: openvpn-ssl

Server: openvpn.unipaderborn.de

Server Port: 443 TCP

LZO Komprimierung

Typ: Android Zertifikat Speicher

Clientzertifikat: Kein Zertifikat Auswählen

Das CA Zertifikat wird meist aus dem Zertifikatserver automatisch abgerufen. Sollte dies nicht funktionieren und Sie Verbindungsprobleme erhalten, wählen Sie ein Zertifikat aus.

CA Zertifikat: Keine Daten Auswählen

OpenVPN - udp

11:41

VPN wurde von OpenVPN für...

OpenVPN-Log

```

Verbinden: SUCCESS [1.214.216.613] [1.214.216.613]
11:40 SIGHUP received, sending out modifications to peer
11:40 SIGUSR1[soft,udp] with modification received, process restarting
11:40 Interrupted[script] null
11:40 OpenVPN 2.2.2-Debian[android] 16 armv7l-cv3 [SSL] [OpenSSL] [LZO] [SNMP] [IPv6] [IPv4] built on Nov 21 2013
11:40 Protecting packet size
11:40 UDP link local bound: [AF_INET][*:*:*]
11:40 UDP link remote: [AF_INET][1.214.216.613]
11:40 [openvpn.unipaderborn.de] Peer Connection initiated with [AF_INET][1.214.216.613]
11:40 [openvpn.unipaderborn.de] Peer Connection included with [AF_INET][1.214.216.613]
11:40 [openvpn.unipaderborn.de] Peer Connection established
11:40 OpenVPN ROUTE: OpenVPN needs a gateway parameter for --route option and no default route specified by either --route option or --route-gateway option
11:40 OpenVPN ROUTE: failed to parse route for --route-gateway --if
11:40 [route] --ip-net is --if, --ifconfig_ip6, --route-gateway
11:40 initialization sequence completed
          
```

★★★★★ 5,577 Jun 25, 2014

500,000+ downloads 4.90MB

4,389 people +1'd this.

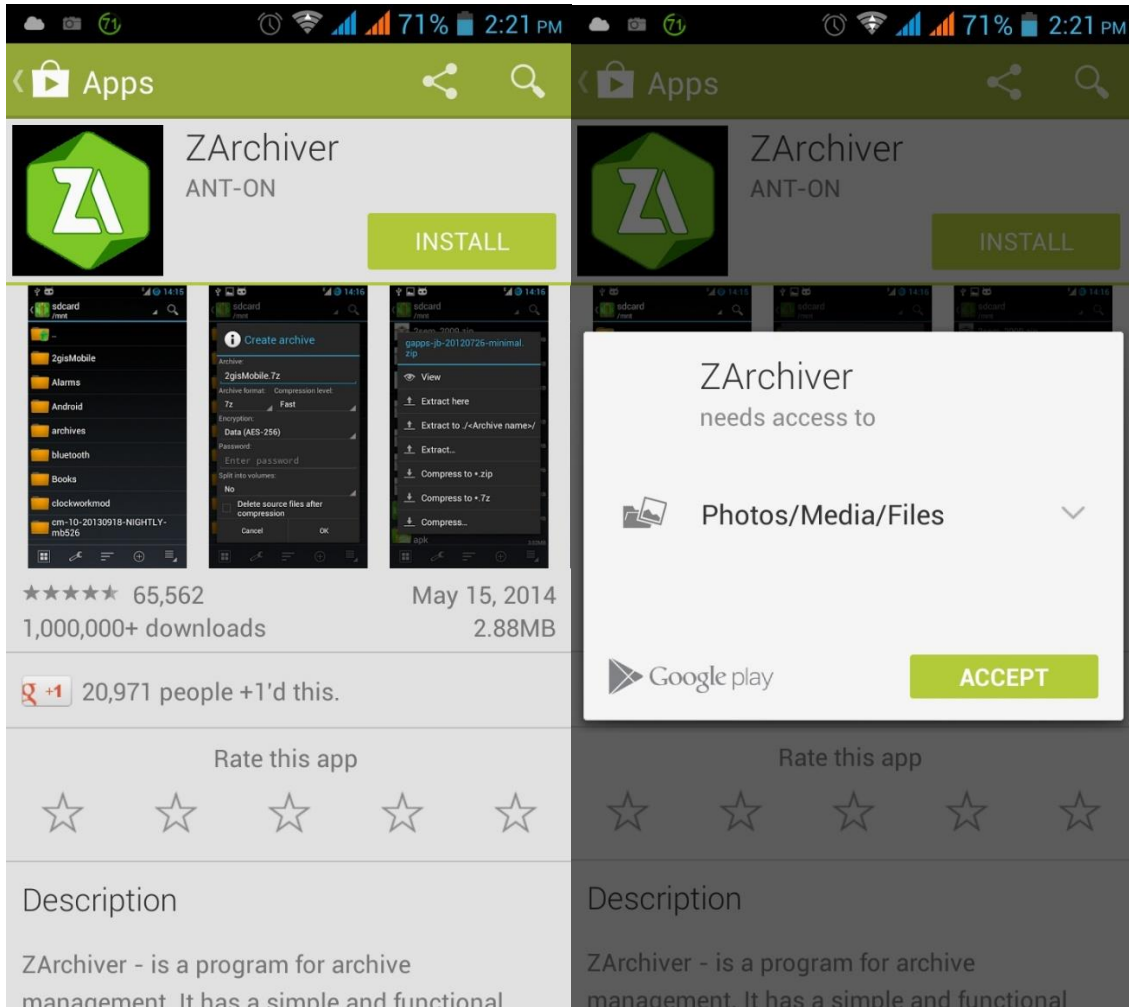
Rate this app

☆ ☆ ☆ ☆ ☆

What's new

- enabled PIE for Jellybean and up (position independent binaries)

2. Install aplikasi ZArchiver menggunakan Google Play. Aplikasi ini berfungsi untuk mengekstrak file konfigurasi OpenVPN.



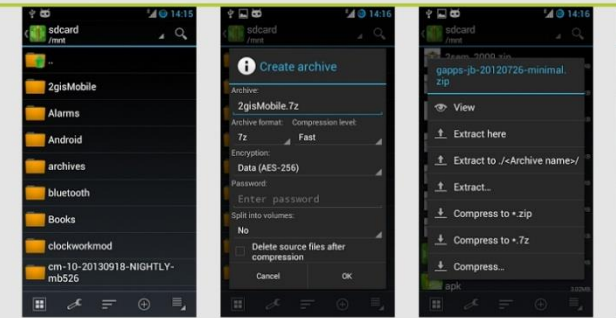


ZArchiver

ANT-ON

2.24MB/2.88MB

77%



★★★★★ 65,562
1,000,000+ downloads

May 15, 2014
2.88MB

+1 20,971 people +1'd this.

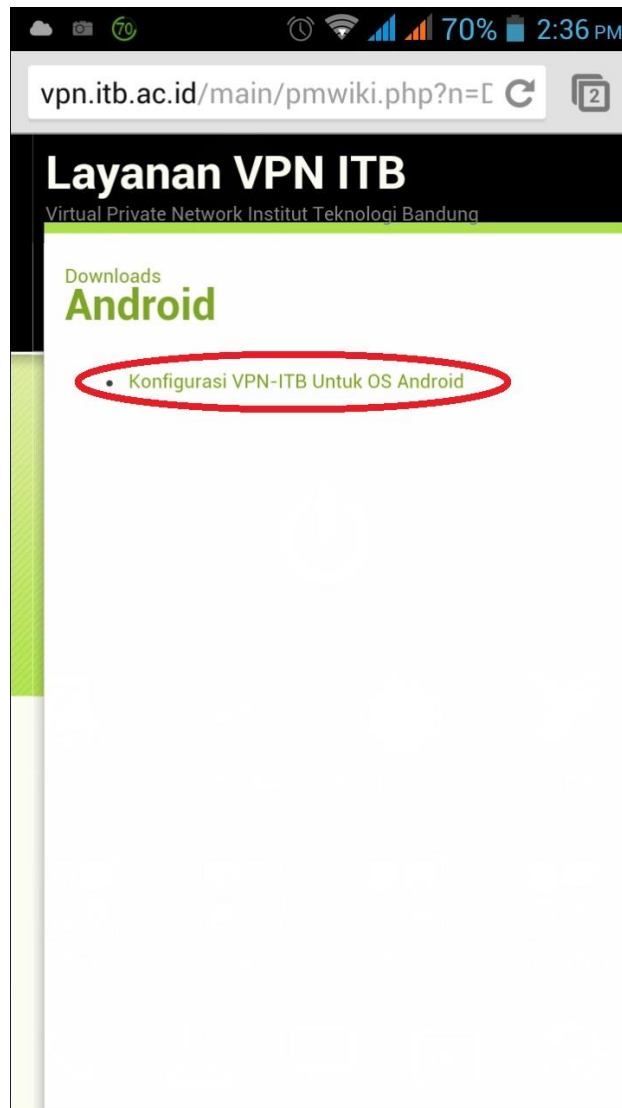
Rate this app



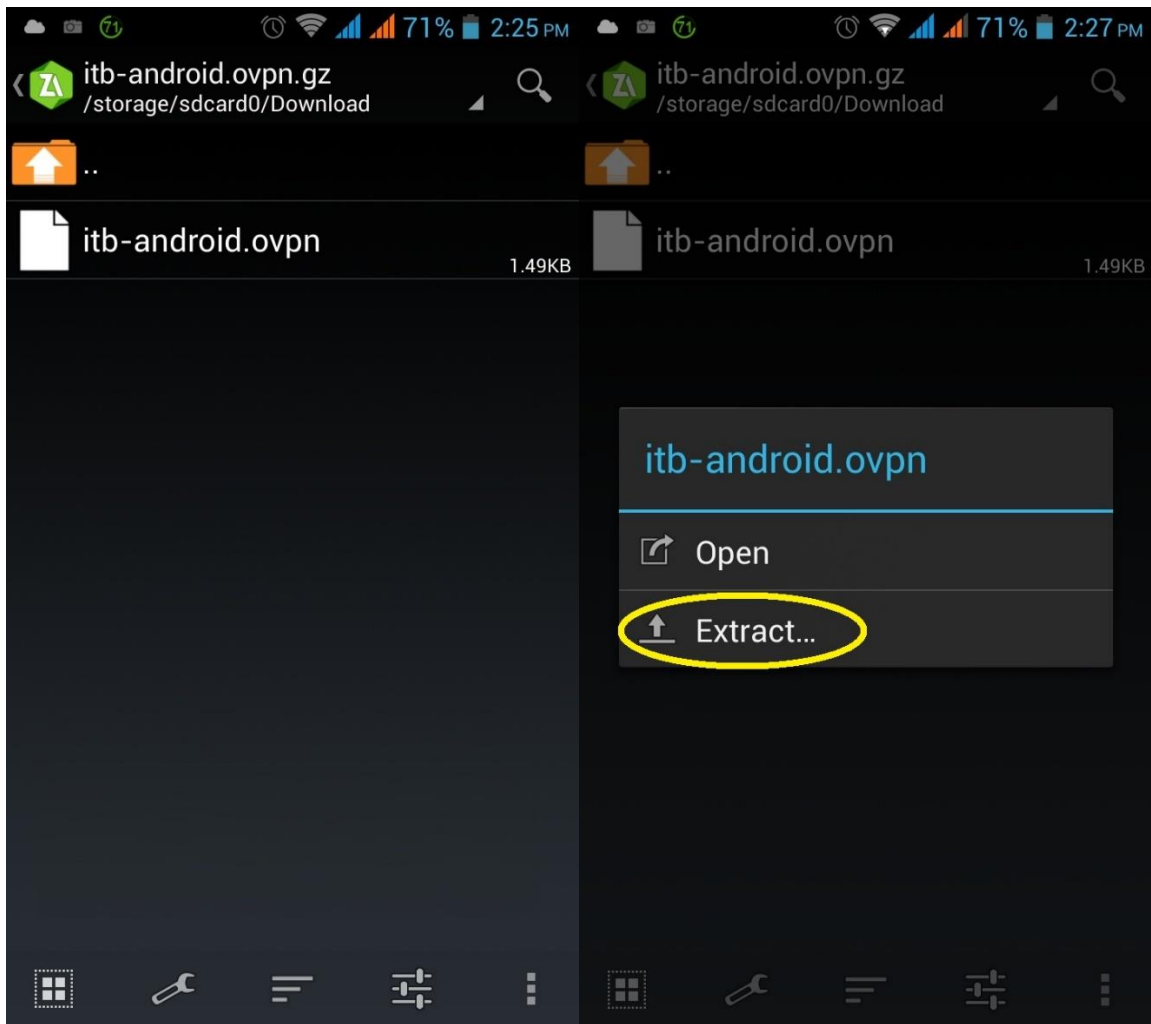
What's new

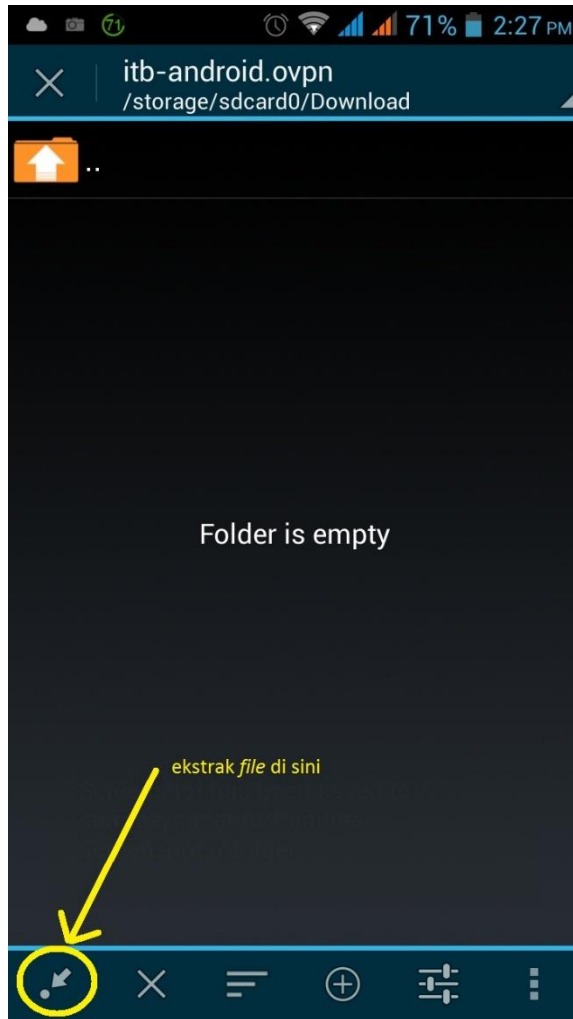
If the application does not run after update -
reinstall it.

3. Download konfigurasi di [<http://vpn.itb.ac.id/openvpn/Android/itb-android.ovpn.gz>]

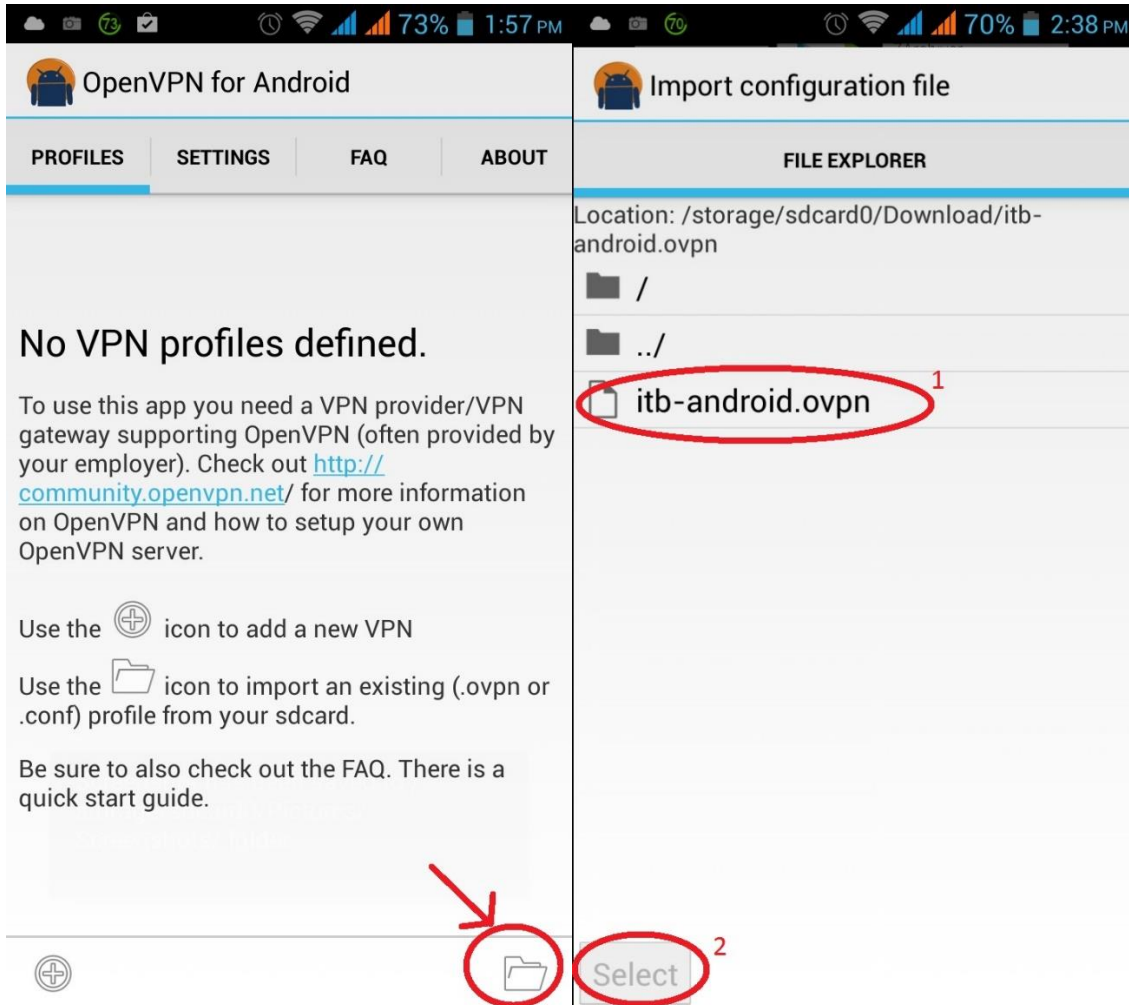


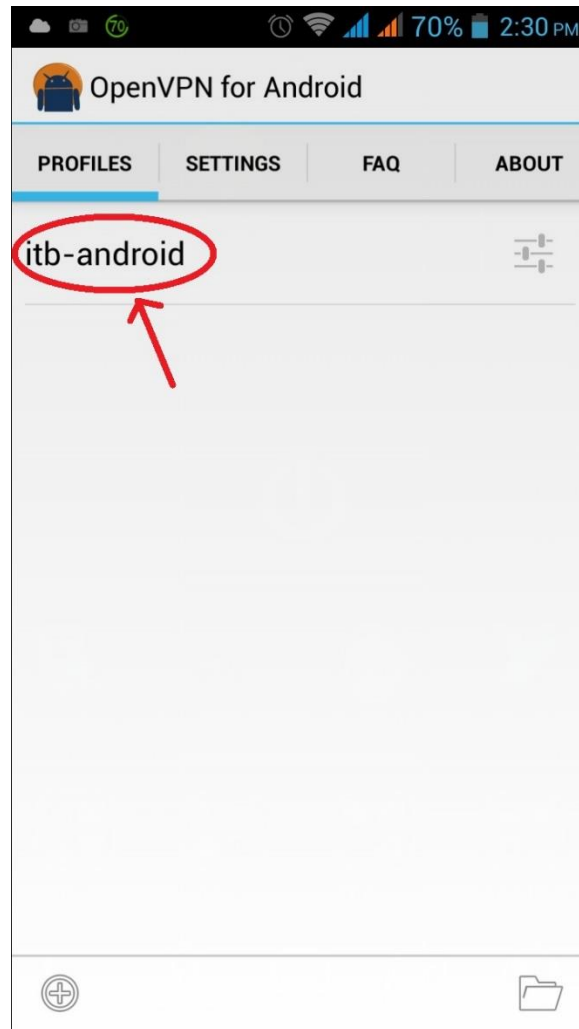
4. Ekstrak file konfigurasi itb-android.ovpn.gz yang telah diunduh.



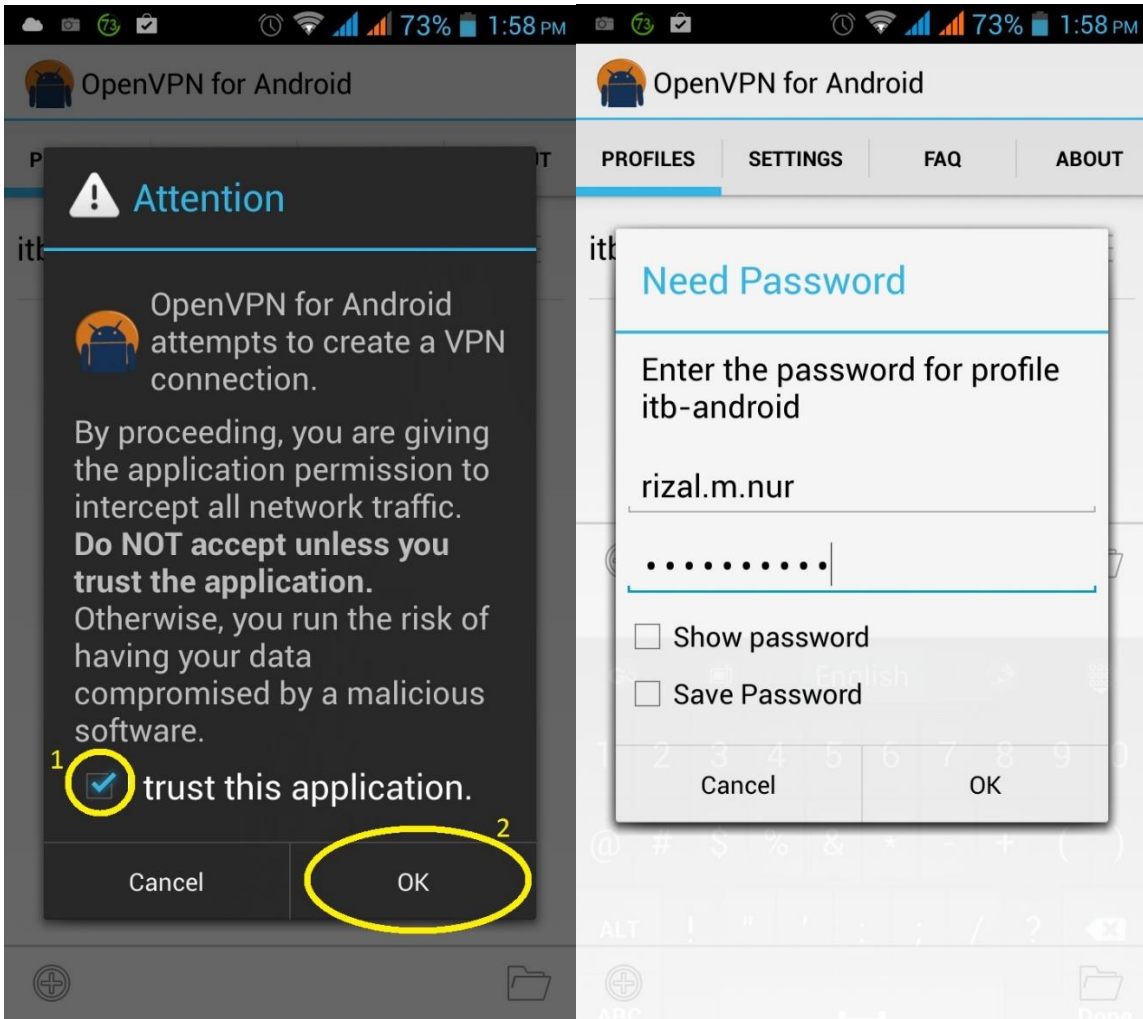


5. Buka aplikasi OpenVPN for Android
6. Import file konfigurasi yang telah diekstrak





7. Masuk ke VPN-ITB dengan login menggunakan akun INA/AI3 yang masih aktif



8. Selesai

